




Club Health Assessment for District 26 M1 through February 2025

			Status	Membership							Reports					Finance		LCIF
Club Number	Club Name	Charter Date		Current Member Count	YTD Members Added	YTD Members Dropped	YTD Net Growth	YTD Net Growth%	Member Count 12 Months Ago	Avg. length of service for dropped members	Months Since Last MMR ***	Yrs. Since Last Officer Report	President Rotation	Vice President Reported ****	Months Since Last Activity Report ***	Account Balance	Donations for current Fiscal Year	
			Number of times on status quo within last two years	If below 15 members appears					If net loss is greater than 20% appears			If no report in 3 months appears in	When more than one year appears in	Number of repeat terms	Notes the officers that do not have an active	If no report at 12 months appears in red		
Clubs less than two years old																		
154218	East Prairie	04/27/2023	Active	31	0	0	0	0.00%	0		10		3	R		20		
Clubs more than two years old																		
10036	ARCADIA VALLEY	10/17/1952	Active(1)	14	0	1	-1	-6.67%	0	57	4		None	N	P,M,VP,SC	24+		
10037	BERNIE	05/29/1956	Active(1)	0	0	6	-6	-100.00%	0	31	2		None		P,S,T,M,VP SC	24+		
43473	BUCKHORN-LAQUEY	02/13/1984	Cancelled(6*)	0	0	0	0	0.00%	0		8	1	None		P,S,T,M,VP SC	24+		
10043	BUNKER	12/07/1966	Active	11	0	0	0	0.00%	0		7				P,M,VP,SC	N/R		
10044	CAPE GIRARDEAU	03/16/1922	Active	141	7	0	7	5.22%	0		0			N	M,SC	24+	\$1,950.00	
52918	CAPE GIRARDEAU EVENING	04/13/1992	Active	17	2	2	0	0.00%	0	18	3		2	R	SC	10	\$240.00	
10045	CARUTHERSVILLE	01/19/1955	Active	18	0	0	0	0.00%	0		7			R	P,S,T,M,SC	24+		
10046	CHARLESTON	03/05/1942	Active	16	0	0	0	0.00%	0		7		2	N	T,M,VP,SC	24+		
10049	DEXTER	05/10/1961	Active(3)	19	0	0	0	0.00%	0		2				M,VP,SC	17		
Exc Award (06/30/2021)																		
10275	DIXON	11/09/1944	Active	11	1	0	1	10.00%	0		3		2		P,M,VP,SC	24+		
10035	EAST PERRY COUNTY	03/11/1958	Active	32	0	6	-6	-15.79%	0	13	0				S,T,M,VP,SC	12		
10055	ESSEX GRAY RIDGE L C	11/26/1965	Active	16	1	0	1	6.67%	0		7		13		P,T,M,VP,SC	N/R		
10056	FARMINGTON	03/20/1962	Active	29	2	1	1	3.57%	0	2	3			N	SC	6		
10281	FORT LEONARD WOOD	01/20/1966	Active	29	1	0	1	3.57%	0		6		5	R	T	10	\$1,000.00	
Exc Award (06/30/2024)																		
10058	FREDERICKTOWN	08/25/1941	Active	12	0	0	0	0.00%	0		20		10		M,VP,SC	24+		
10287	HOUSTON	05/28/1940	Active	17	0	1	-1	-5.56%	0	35	7		3		M,VP,SC	24+		
10064	KENNETT	08/01/1922	Active	21	0	3	-3	-12.50%	0	26	1			R	M,VP,SC	N/R		
10067	MALDEN	04/21/1925	Active	26	3	5	-2	-7.14%	0	12	1				M,VP,SC	24+	\$2,700.00	
10057	PARK HILLS	03/22/1928	Active	30	0	4	-4	-11.76%	0	2	1		19	R	M,VP	2	\$500.00	
Exc Award (06/30/2018, 06/30/2020)																		
10076	PATTON	10/26/1971	Active	23	0	2	-2	-8.00%	0	24	2			N	P,VP	24+	\$4,277.28	



Club Health Assessment for District 26 M1 through February 2025

			Status		Membership							Reports					Finance		LCIF		
Club Number	Club Name	Charter Date			Current Member Count	YTD Members Added	YTD Members Dropped	YTD Net Growth	YTD Net Growth%	Member Count 12 Months Ago	Avg. length of service for dropped members	Months Since Last MMR ***	Yrs. Since Last Officer Report	President Rotation	Vice President Reported ****	Months Since Last Activity Report ***	Account Balance	Donations for current Fiscal Year			
			Number of times on status quo within last two years		If below 15 members appears					If net loss is greater than 20% appears						If no report in 3 months appears in	When more than one year appears in	Number of repeat terms	Notes the officers that do not have an active red	If no report at 12 months appears in	
Exc Award (06/30/2016, 06/30/2018)																					
10077	PERRYVILLE	03/21/1930	Active		17	0	0	0	0.00%	0		8		5	R	VP,SC	24+		\$500.00		
54295	PLATO ROBY E SHA SUC NW T C LC	03/31/1993	Active		29	0	0	0	0.00%	0		8			N	M,SC	24+				
10079	POPLAR BLUFF	03/16/1936	Active		49	10	1	9	22.50%	0	1	1				M,VP,SC	15		\$1,000.00		
10082	QULIN	04/30/1968	Active		14	0	0	0	0.00%	0		7		17		M,VP,SC	24+				
10083	ROLLA	04/05/1935	Active		122	3	8	-5	-3.94%	0	10	1			N	SC	6				
10084	SAINTE GENEVIEVE	05/21/1931	Active		26	1	7	-6	-18.75%	0	12	2		2	R	T,M,SC	24+				
10086	SENATH	01/19/1940	Active(1)		11	1	3	-2	-15.38%	0	36	0		2		P,T,M,VP,SC	N/R				
10087	SIKESTON	06/26/1922	Active		48	0	0	0	0.00%	0		7				M,VP,SC	24+		\$1,534.00		
10091	VIBURNUM	01/26/1970	Active		5	0	0	0	0.00%	0		4		16		M,VP,SC	24+				
10092	WARDELL	03/22/1971	Active		23	0	0	0	0.00%	0		12			R	P,M,VP,SC	24+				
10316	WEST PLAINS	08/08/1946	Active		15	0	4	-4	-21.05%	0	3	0		2	R	M,SC	24+				
10093	WILLIAMSVILLE	11/22/1949	Active		20	0	0	0	0.00%	0		4		3		P,M,VP,SC	24+				
10318	WILLOW SPRINGS	03/08/1966	Active		13	0	4	-4	-23.53%	0	2	3		None		P,VP,SC	14				
10319	WINONA	03/09/1959	Cancelled(8*)		0	1	21	-20	-100.00%	0	20	2		None		P,S,T,M,VP SC	24+	90+ Days			
Current Total Clubs Count	YTD New Clubs Count	YTD Cancelled Clubs Count	YTD Net Club Gain	Current Total Members Count	YTD Add	YTD Drop	YTD Net Growth	YTD Net Growth %	Member Count 12 Months Ago	Average Member Count Per Club	% of Clubs with less than 20 members	% No MMR in 3 Months	% No Officer Report in 12 Months	% of Clubs with balance 90+ days	Number of Clubs in Status Quo	% Status Quo Clubs in Financial Suspension	Number of Cancelled Clubs	Average Cancelled Club Age	Members Lost Due to Cancellation	% of Clubs Cancelled for Non-Financial Reasons	
33	0	2	-2	905	33	79	-46	-4.84%	0	27	52%	61%	0%	0%	0	0%	2	53	21	50%	

* - P - Priority Club. Cancellation Reasons: 1-Objectives/conduct, 2-Non-active club, 5-Non-existing club, 6-Disbanding, 7-Merger, 8-Financial Suspension, 9-District/Multiple District Dues.

** - Abbreviation: P-President, S-Secretary, T-Treasurer, M-Member Chairperson, VP-First Vice President, MC-Communications Chairperson, SC-Service Chairperson

*** - Abbreviation: N/R - Never reported using the Lions Clubs website, N/A - Not applicable, No password registered for the Lions Clubs website.

**** - Abbreviation: N - New, IP - Immediate Past, R - Repeat.



Club Health Assessment for District 26 M2 through February 2025

			Status	Membership							Reports					Finance		LCIF
Club Number	Club Name	Charter Date		Current Member Count	YTD Members Added	YTD Members Dropped	YTD Net Growth	YTD Net Growth%	Member Count 12 Months Ago	Avg. length of service for dropped members	Months Since Last MMR ***	Yrs. Since Last Officer Report	President Rotation	Vice President Reported ****	Months Since Last Activity Report ***	Account Balance	Donations for current Fiscal Year	
			Number of times on status quo within last two years	If below 15 members appears				If net loss is greater than 20% appears			If no report in 3 months appears in	When more than one year appears in	Number of repeat terms		Notes the officers that do not have an active	If no report at 12 months appears in red		
Clubs more than two years old																		
9918	BEAUFORT	10/16/1970	Active	35	2	5	-3	-7.89%	0	1	3			N	VP,SC	9		\$435.00
Exc Award (06/30/2022)																		
9853	BONHOMME	06/03/1953	Active	17	0	0	0	0.00%	0		11		6	R	M,SC	5		
Exc Award (06/30/2023)																		
9854	BRENTWOOD	04/14/1954	Active	8	5	6	-1	-11.11%	0	0	5		8	R		0		\$900.00
9857	CHESTERFIELD	12/11/1953	Active	23	2	0	2	9.52%	0		4			N	SC	2		\$1,100.00
Exc Award (06/30/2023)																		
9859	CONCORD VILLAGE	04/28/1950	Active	72	1	5	-4	-5.26%	0	22	1				M,VP,SC	24+		
Exc Award (06/30/2016, 06/30/2023)																		
9861	CREVE COEUR	11/10/1949	Active	13	0	2	-2	-13.33%	0	48	0		7		VP,SC	24+		
10048	CUBA	04/27/1953	Active	21	0	0	0	0.00%	0		10			IP	SC	24+		\$100.00
Exc Award (06/30/2017, 06/30/2018)																		
9864	DE SOTO	04/14/1959	Active	18	1	1	0	0.00%	0	13	0		2		T,M,VP,SC	11		
Exc Award (06/30/2016, 06/30/2017, 06/30/20																		
9913	EUREKA	11/03/1950	Active	61	3	2	1	1.67%	0	41	3			N	P,M,VP,SC	12		
Exc Award (06/30/2017)																		
9866	FENTON	05/08/1950	Active	12	0	0	0	0.00%	0		8			N	SC	4		\$1,000.00
9867	FERGUSON	10/22/1930	Active	16	0	1	-1	-5.88%	0	1	0			N	M,SC	3		
Exc Award (06/30/2023, 06/30/2024)																		
9932	GERALD	09/29/1953	Active	28	3	5	-2	-6.67%	0	16	0			N		24+		
9934	GRAY SUMMIT	08/19/1970	Active	20	0	1	-1	-4.76%	0	7	5		7	R	SC	24+		
Exc Award (06/30/2017)																		
54238	HILLSBORO	03/17/1993	Active	40	1	0	1	2.56%	0		7		2		VP	2		\$1,000.00
Exc Award (06/30/2017, 06/30/2021, 06/30/20																		
9873	HOUSE SPRINGS	02/15/1951	Active	37	11	5	6	19.35%	0	11	0			N	M,SC	0		\$2,300.00
Exc Award (06/30/2023)																		
9876	KIRKWOOD	06/02/1926	Active	25	2	3	-1	-3.85%	0	4	0			R	M,SC	0		



Club Health Assessment for District 26 M2 through February 2025

			Status	Membership							Reports					Finance	LCIF
Club Number	Club Name	Charter Date		Current Member Count	YTD Members Added	YTD Members Dropped	YTD Net Growth	YTD Net Growth%	Member Count 12 Months Ago	Avg. length of service for dropped members	Months Since Last MMR ***	Yrs. Since Last Officer Report	President Rotation	Vice President Reported ****	Months Since Last Activity Report ***	Account Balance	Donations for current Fiscal Year
			Number of times on status quo within last two years	If below 15 members appears				If net loss is greater than 20% appears			If no report in 3 months appears in	When more than one year appears in	Number of repeat terms	Notes the officers that do not have an active	If no report at 12 months appears in red		
Exc Award (06/30/2017)																	
9874	LEMAY JEFFERSON BARRACKS	10/15/1931	Active	17	1	1	0	0.00%	0	9	3			R	VP,SC	16	\$200.00
Exc Award (06/30/2016)																	
9878	MAPLEWOOD	12/19/1940	Active	32	0	1	-1	-3.03%	0	8	3			R	M	0	\$50.00
Exc Award (06/30/2022)																	
9880	MEHLVILLE	05/20/1969	Active	21	0	0	0	0.00%	0		20		8		VP,SC	24+	
Exc Award (06/30/2016, 06/30/2017, 06/30/20)																	
43726	MERAMEC HEIGHTS	04/19/1984	Active	8	0	0	0	0.00%	0		8		3	R	SC	0	
Exc Award (06/30/2017)																	
9955	NEW HAVEN	04/12/1954	Active	43	6	3	3	7.50%	0	29	1		6	R	SC	13	\$300.00
Exc Award (06/30/2016, 06/30/2022, 06/30/20)																	
9883	OVERLAND	03/27/1925	Active	23	0	10	-10	-30.30%	0	11	2		None		P,S,M,VP,SC	24+	
9885	PACIFIC	04/28/1931	Active	18	0	0	0	0.00%	0		10		2		T,M,VP,SC	6	\$50.00
Exc Award (06/30/2017, 06/30/2021)																	
37511	PEVELY	09/13/1979	Active	10	0	0	0	0.00%	0		43		None		P,S,M,VP,SC	24+	
Exc Award (06/30/2020)																	
10081	POTOSI	06/11/1930	Active	21	3	2	1	5.00%	0	16	2		2		T,VP	4	
30260	RICHWOODS	02/21/1975	Active	23	0	0	0	0.00%	0		5			N	T,M,VP,SC	16	
Exc Award (06/30/2016)																	
34172	ROCK COMMUNITY	06/30/1977	Active	16	1	0	1	6.67%	0		3			IP	M,SC	24	
Exc Award (06/30/2018, 06/30/2019, 06/30/20)																	
9959	ST CLAIR	09/13/1949	Active	32	1	3	-2	-5.88%	0	36	1			N	S,M,VP,SC	24+	
9894	ST LOUIS DOWNTOWN	06/28/1921	Active	7	0	0	0	0.00%	0		2		14		S,T,M,VP,SC	24+	\$100.00
Exc Award (06/30/2021)																	
9897	ST LOUIS MID TOWN	08/14/1941	Active	20	0	0	0	0.00%	0		10		5	R	P,S,M,SC	24+	
9903	ST LOUIS S SIDE	07/10/1924	Active	56	2	1	1	1.82%	0	69	0			N	M,SC	0	\$1,050.00
Exc Award (06/30/2016, 06/30/2017, 06/30/20)																	
9965	UNION	07/19/1941	Active	29	0	0	0	0.00%	0		8			N	SC	4	\$1,000.00



Club Health Assessment for District 26 M2 through February 2025

			Status							Membership							Reports					Finance		LCIF
Club Number	Club Name	Charter Date								Current Member Count	YTD Members Added	YTD Members Dropped	YTD Net Growth	YTD Net Growth%	Member Count 12 Months Ago	Avg. length of service for dropped members	Months Since Last MMR ***	Yrs. Since Last Officer Report	President Rotation	Vice President Reported ****	Months Since Last Activity Report ***	Account Balance	Donations for current Fiscal Year	
			Number of times on status quo within last two years	If below 15 members appears			If net loss is greater than 20% appears						If no report in 3 months appears in			When more than one year appears in	Number of repeat terms	Notes the officers that do not have an active			If no report at 12 months appears in red			
Exc Award (06/30/2016, 06/30/2017, 06/30/2020)																								
10089	VALLEY	03/01/1960	Active	20	0	0	0	0.00%	0		1				5	P,T,M,VP,SC	16							
Exc Award (06/30/2017, 06/30/2024)																								
9909	VALLEY PARK	10/24/1927	Active	17	0	0	0	0.00%	0		0	1		None	P,S,T,M,VP SC	24+								
Exc Award (06/30/2017)																								
9970	WASHINGTON	08/28/1939	Active	161	6	13	-7	-4.17%	0	15	0				N	0							\$2,974.70	
Exc Award (06/30/2017, 06/30/2019, 06/30/2020)																								
9910	WEBSTER GROVES	02/12/1925	Active	46	1	5	-4	-8.00%	0	40	0				N	0							\$100.00	
Exc Award (06/30/2017, 06/30/2023)																								
105946	WILDWOOD AREA	06/23/2009	Active	22	0	1	-1	-4.35%	0	8	5				R	4							\$100.00	
Exc Award (06/30/2017, 06/30/2022, 06/30/2020)																								
Current Total Clubs Count	YTD New Clubs Count	YTD Cancelled Clubs Count	YTD Net Club Gain	Current Total Members Count	YTD Add	YTD Drop	YTD Net Growth	YTD Net Growth %	Member Count 12 Months Ago	Average Member Count Per Club	% of Clubs with less than 20 members	% No MMR in 3 Months	% No Officer Report in 12 Months	% of Clubs with balance 90+ days	Number of Clubs in Status Quo	% Status Quo Clubs in Financial Suspension	Number of Cancelled Clubs	Average Cancelled Club Age	Members Lost Due to Cancellation	% of Clubs Cancelled for Non-Financial Reasons				
37	0	0	0	1,088	52	76	-24	-2.16%	0	29	35%	54%	3%	0%	0	0%	0	0	0	0%				

* - P - Priority Club. Cancellation Reasons: 1-Objectives/conduct, 2-Non-active club, 5-Non-existing club, 6-Disbanding, 7-Merger, 8-Financial Suspension, 9-District/Multiple District Dues.

** - Abbreviation: P-President, S-Secretary, T-Treasurer, M-Member Chairperson, VP-First Vice President, MC-Communications Chairperson, SC-Service Chairperson

*** - Abbreviation: N/R - Never reported using the Lions Clubs website, N/A - Not applicable, No password registered for the Lions Clubs website.

**** - Abbreviation: N - New, IP - Immediate Past, R - Repeat.



Club Health Assessment for District 26 M3 through February 2025

			Status	Membership							Reports					Finance		LCIF
Club Number	Club Name	Charter Date		Current Member Count	YTD Members Added	YTD Members Dropped	YTD Net Growth	YTD Net Growth%	Member Count 12 Months Ago	Avg. length of service for dropped members	Months Since Last MMR ***	Yrs. Since Last Officer Report	President Rotation	Vice President Reported ****	Months Since Last Activity Report ***	Account Balance	Donations for current Fiscal Year	
			Number of times on status quo within last two years	If below 15 members appears				If net loss is greater than 20% appears			If no report in 3 months appears in	When more than one year appears in	Number of repeat terms	Notes the officers that do not have an active	If no report at 12 months appears in red			
Clubs more than two years old																		
132550	Ashland Centennial	09/06/2017	Status Quo(1)	6	0	0	0	0.00%	0		11	1	None	P,S,T,M,VP SC	N/R			
9975	BLACKWATER	10/14/1968	Active(1)	8	0	1	-1	-11.11%	0	30	5		24	R	S,M,VP,SC	23		
9976	BOONVILLE	01/20/1939	Active	21	0	0	0	0.00%	0		8		2	R	M,SC	2	\$395.00	
Exc Award (06/30/2022)																		
9977	BOWLING GREEN	10/11/1951	Active	29	2	1	1	3.57%	0	60	1			N	M,SC	0	\$1,370.00	
Exc Award (06/30/2024)																		
9983	BUNCETON	03/27/1967	Active	12	0	0	0	0.00%	0		9		21	R	P,VP,SC	24+		
9984	CAIRO JACKSONVILLE	10/26/1970	Active(1)	8	0	0	0	0.00%	0		3				P,S,M,VP,SC	24+		
51301	COLUMBIA 20/20	02/05/1991	Active	20	0	1	-1	-4.76%	0	34	2			N	SC	1		
Exc Award (06/30/2023, 06/30/2024)																		
9992	COLUMBIA HOST	03/22/1922	Active	13	0	1	-1	-7.14%	0	49	0			N	M,SC	0		
41885	COLUMBIA ROCKBRIDGE	10/21/1982	Active	25	0	0	0	0.00%	0		5			N	M,SC	5		
Exc Award (06/30/2018, 06/30/2023)																		
9995	FAYETTE	11/22/1954	Active	5	0	0	0	0.00%	0		7		14		P,M,VP,SC	22		
9996	GLASGOW	04/23/1962	Active	50	3	6	-3	-5.66%	0	14	5		12	R	M,VP,SC	24+		
Exc Award (06/30/2022)																		
10000	HANNIBAL	08/25/1920	Active(1)	57	3	1	2	3.64%	0	5	0			N	M,SC	24+		
10001	HARRISBURG	10/15/1973	Active	22	1	5	-4	-15.38%	0	3	7		None		P,M,VP,SC	17	\$500.00	
30258	HARTSBURG	02/24/1975	Active	21	0	2	-2	-8.70%	0	34	5		8	R	P,T,M,VP,SC	24+		
9870	HARVESTER	11/23/1970	Active	28	0	1	-1	-3.45%	0	4	2		2	R	SC	5	\$1,610.00	
Exc Award (06/30/2018, 06/30/2022)																		
56226	HIGBEE	11/09/1994	Active	13	0	0	0	0.00%	0		36		2	R	S,M,VP,SC	N/R		
30001	HIGH HILL	12/09/1974	Cancelled(6*)	0	0	6	-6	-100.00%	0	34	2		None		P,S,T,M,VP SC	N/R		
10003	HUNTSVILLE	04/04/1956	Active	27	0	2	-2	-6.90%	0	2	2		2	R	P,M,SC	24+		
9943	JONESBURG	12/15/1949	Active	50	0	0	0	0.00%	0		12		None		P,S,T,M,VP SC	24+	90+ Days	
43471	KAHOKA	02/21/1984	Active	6	0	0	0	0.00%	0		10	1	None		P,S,T,M,VP SC	N/R		



Club Health Assessment for District 26 M3 through February 2025

			Status	Membership							Reports					Finance		LCIF
Club Number	Club Name	Charter Date		Current Member Count	YTD Members Added	YTD Members Dropped	YTD Net Growth	YTD Net Growth%	Member Count 12 Months Ago	Avg. length of service for dropped members	Months Since Last MMR ***	Yrs. Since Last Officer Report	President Rotation	Vice President Reported ****	Months Since Last Activity Report ***	Account Balance	Donations for current Fiscal Year	
			Number of times on status quo within last two years	If below 15 members appears				If net loss is greater than 20% appears			If no report in 3 months appears in	When more than one year appears in	Number of repeat terms	Notes the officers that do not have an active	If no report at 12 months appears in red			
117696	KIRKSVILLE	09/04/2012	Active(1)	5	0	0	0	0.00%	0		21		2	T,M,VP,SC	24+			
10007	LA GRANGE	02/25/1971	Active	31	5	1	4	14.81%	0	27	0		2	VP	11			
	Exc Award (06/30/2022)																	
87846	LAKE ST LOUIS	04/21/2005	Active	19	2	4	-2	-9.52%	0	20	3			N	SC	24	\$1,300.00	
10009	LOUISIANA	09/02/1959	Active	19	5	1	4	26.67%	0	1	1				M,VP,SC	0	\$110.00	
10011	MACON	02/11/1937	Active	20	0	1	-1	-4.76%	0	41	1		5		T,M,VP,SC	N/R		
10012	MADISON	11/01/1958	Active	16	2	1	1	6.67%	0	0	0		2	R	P,T,M,SC	24+		
53144	MEXICO NOON	05/22/1992	Active	24	2	0	2	9.09%	0		0			N	P,M,SC	12	\$600.00	
9949	MIDDLETOWN	10/07/1971	Active	17	0	0	0	0.00%	0		9		2	R	P,T,M,VP,SC	N/R		
10019	MOBERLY	02/27/1948	Active	13	0	0	0	0.00%	0		6		11	R	P,M,SC	N/R	\$150.00	
10020	MONROE CITY	03/27/1931	Active	17	0	0	0	0.00%	0		34				T,M,VP,SC	N/R		
9951	MONTGOMERY CITY	10/21/1969	Active	17	0	0	0	0.00%	0		8		13	N	M,SC	24+		
	Exc Award (06/30/2022)																	
47248	MOSCOW MILLS	04/29/1987	Active	39	5	6	-1	-2.50%	0	13	2			IP	M,VP,SC	3	\$600.00	
	Exc Award (06/30/2018)																	
9954	NEW FLORENCE	10/19/1950	Active	9	0	0	0	0.00%	0		12		18		S,T,M,VP,SC	N/R		
10021	NEW FRANKLIN	03/04/1955	Active	6	0	0	0	0.00%	0		3	1	None		P,S,T,M,VP SC	24+		
10022	NEW LONDON	11/16/1964	Active	17	0	0	0	0.00%	0		10		3	R	P,M,VP,SC	N/R		
9881	O FALLON	10/20/1955	Active	22	2	1	1	4.76%	0	6	3		None		P,M,VP,SC	24+		
150537	OFallon Titans	04/18/2022	Active	25	0	0	0	0.00%	0		7			R	M	24+		
37037	PARIS	05/03/1979	Active	11	0	4	-4	-26.67%	0	26	0		7		P,S,T,M,VP SC	N/R		
41323	PERRY	05/10/1982	Active(1)	14	0	0	0	0.00%	0		21	1	None		P,S,T,M,VP SC	24+		
10026	PILOT GROVE	12/02/1946	Active	19	0	0	0	0.00%	0		16		10	R	S,M,VP,SC	24+		
10028	PRAIRIE HOME	09/23/1970	Active	19	0	3	-3	-13.64%	0	3	2		None		P,T,M,VP,SC	24+		
	Exc Award (06/30/2022)																	
39269	SHELBINA	01/09/1981	Active(1)	4	0	0	0	0.00%	0		21	1	None		P,S,T,M,VP SC	24+		



Club Health Assessment for District 26 M3 through February 2025

			Status	Membership							Reports					Finance		LCIF
Club Number	Club Name	Charter Date		Current Member Count	YTD Members Added	YTD Members Dropped	YTD Net Growth	YTD Net Growth%	Member Count 12 Months Ago	Avg. length of service for dropped members	Months Since Last MMR ***	Yrs. Since Last Officer Report	President Rotation	Vice President Reported ****	Months Since Last Activity Report ***	Account Balance	Donations for current Fiscal Year	
			Number of times on status quo within last two years	If below 15 members appears				If net loss is greater than 20% appears			If no report in 3 months appears in	When more than one year appears in	Number of repeat terms	Notes the officers that do not have an active	If no report at 12 months appears in red			
9889	ST CHARLES	06/29/1954	Active	32	3	5	-2	-5.88%	0	16	3		2	R	VP,SC	4	\$4,100.00	
	Exc Award (06/30/2022, 06/30/2023)																	
64412	ST CHARLES FIRST CAPITOL	06/18/2001	Active	95	3	8	-5	-5.00%	0	10	0			N		0	\$3,000.00	
	Exc Award (06/30/2017, 06/30/2023, 06/30/2024)																	
9905	ST PETERS	03/13/1968	Active	29	1	3	-2	-6.45%	0	8	3		2	R	SC	2	\$800.00	
	Exc Award (06/30/2023)																	
48713	TROY	06/20/1988	Active	8	0	1	-1	-11.11%	0	1	3			N	M,SC	3		
9969	WARRENTON	11/13/1962	Active	15	2	0	2	15.38%	0		0		9		T,M,VP,SC	24+		
	Exc Award (06/30/2018)																	
9912	WENTZVILLE	01/24/1962	Active	20	0	0	0	0.00%	0		10		2	R	M,SC	5	\$550.00	
129236	Wentzville Outreach	10/18/2016	Active	11	2	2	0	0.00%	0	4	0		8		VP,SC	6		
9973	WRIGHT CITY	07/11/1960	Active	32	1	2	-1	-3.03%	0	34	0			N	M,VP	0		

Clubs Cancelled Previous Fiscal Year – Clubs Cancelled within last 12 months may be reinstated

Club Number	Club Name	Charter Date	Current Status*	Cancellation Date
43727	MONROE COUNTY	04/19/1984	Cancelled(6*)	02/29/2024
119824	St. Charles County	06/28/2013	Cancelled(8*)	12/29/2023

Current Total Clubs Count	YTD New Clubs Count	YTD Cancelled Clubs Count	YTD Net Club Gain	Current Total Members Count	YTD Add	YTD Drop	YTD Net Growth	YTD Net Growth %	Member Count 12 Months Ago	Average Member Count Per Club	% of Clubs with less than 20 members	% No MMR in 3 Months	% No Officer Report in 12 Months	% of Clubs with balance 90+ days	Number of Clubs in Status Quo	% Status Quo Clubs in Financial Suspension	Number of Cancelled Clubs	Average Cancelled Club Age	Members Lost Due to Cancellation	% of Clubs Cancelled for Non-Financial Reasons
49	0	1	-1	1,046	44	70	-26	-2.43%	0	21	55%	63%	10%	2%	1	0%	1	100	6	0%

* - P - Priority Club. Cancellation Reasons: 1-Objectives/conduct, 2-Non-active club, 5-Non-existing club, 6-Disbanding, 7-Merger, 8-Financial Suspension, 9-District/Multiple District Dues.

** - Abbreviation: P-President, S-Secretary, T-Treasurer, M-Member Chairperson, VP-First Vice President, MC-Communications Chairperson, SC-Service Chairperson

*** - Abbreviation: N/R - Never reported using the Lions Clubs website, N/A - Not applicable, No password registered for the Lions Clubs website.

**** - Abbreviation: N - New, IP - Immediate Past, R - Repeat.



Club Health Assessment for District 26 M4 through February 2025

			Status	Membership							Reports					Finance		LCIF
Club Number	Club Name	Charter Date		Current Member Count	YTD Members Added	YTD Members Dropped	YTD Net Growth	YTD Net Growth%	Member Count 12 Months Ago	Avg. length of service for dropped members	Months Since Last MMR ***	Yrs. Since Last Officer Report	President Rotation	Vice President Reported ****	Months Since Last Activity Report ***	Account Balance	Donations for current Fiscal Year	
			Number of times on status quo within last two years	If below 15 members appears				If net loss is greater than 20% appears			If no report in 3 months appears in	When more than one year appears in	Number of repeat terms	Notes the officers that do not have an active	If no report at 12 months appears in red			
Clubs more than two years old																		
110779	ALBANY	04/08/2011	Active	19	2	0	2	11.76%	0		1		5	R	SC	0		
Exc Award (06/30/2021)																		
10156	AMITY	05/01/1953	Active	11	1	0	1	10.00%	0		0		None		P,T,M,VP,SC	11		
44356	BRAYMER	11/26/1984	Active	23	0	1	-1	-4.17%	0	1	6		13		P,M,VP,SC	4		
9979	BROOKFIELD	09/09/1940	Active	41	0	1	-1	-2.38%	0	4	4				M,VP,SC	24+	90+ Days	
9981	BRUNSWICK	08/28/1940	Active	9	0	0	0	0.00%	0		6		4		P,T,M,VP,SC	24+		
9987	CARROLLTON	05/04/1922	Active	36	3	5	-2	-5.26%	0	20	0			IP	SC	5	\$100.00	
Exc Award (06/30/2023)																		
9990	CHILLICOTHE	05/11/1938	Active	15	0	2	-2	-11.76%	0	49	1		7	R	P,T,SC	1		
10160	CLARKSDALE	09/23/1965	Active	24	2	1	1	4.35%	0	20	1			N	M,SC	24+	\$400.00	
10166	FAIRPORT	10/17/1960	Active	22	1	0	1	4.76%	0		0				M,VP,SC	22		
10167	FAUCETT	03/11/1971	Active	17	0	3	-3	-15.00%	0	3	4		6		VP,SC	23		
10168	FOREST CITY	11/03/1971	Active	11	0	0	0	0.00%	0		5		4		P,S,T,M,VP SC	N/R		
10169	GALLATIN	02/07/1945	Active	9	0	0	0	0.00%	0		20	1	None		P,S,T,M,VP SC	N/R		
10170	GALT	04/06/1962	Active	11	0	0	0	0.00%	0		5		5		P,M,VP,SC	24+		
10172	GENTRY	12/18/1950	Active	9	0	1	-1	-10.00%	0	25	3		2		P,T,M,VP,SC	17		
10173	GOWER	05/27/1955	Active	23	0	0	0	0.00%	0		6				M,VP,SC	22		
10174	GRAHAM	06/27/1955	Active	19	0	1	-1	-5.00%	0	3	3				P,S,M,VP,SC	24+		
36701	GRANT CITY	03/21/1979	Active	20	0	3	-3	-13.04%	0	3	4			N	M,SC	9		
9997	GREEN CASTLE	04/09/1964	Active	33	4	0	4	13.79%	0		4		2		P,M,VP,SC	7		
49411	GREEN CITY	04/14/1989	Active	15	0	1	-1	-6.25%	0	36	0			N	P,T,M,SC	3		
9999	HALE	10/20/1949	Active	28	6	2	4	16.67%	0	5	6			N	P,M,VP,SC	19		
10175	HAMILTON	07/01/1960	Active	26	1	7	-6	-18.75%	0	10	1			N		6	\$300.00	
Exc Award (06/30/2017, 06/30/2023, 06/30/2024)																		
10176	HELENA	02/18/1965	Active	24	7	1	6	33.33%	0	59	2			N	P	24+		



Club Health Assessment for District 26 M4 through February 2025

			Status	Membership							Reports					Finance		LCIF			
Club Number	Club Name	Charter Date		Current Member Count	YTD Members Added	YTD Members Dropped	YTD Net Growth	YTD Net Growth%	Member Count 12 Months Ago	Avg. length of service for dropped members	Months Since Last MMR ***	Yrs. Since Last Officer Report	President Rotation	Vice President Reported ****	Months Since Last Activity Report ***	Account Balance	Donations for current Fiscal Year				
			Number of times on status quo within last two years	If below 15 members appears					If net loss is greater than 20% appears						If no report in 3 months appears in	When more than one year appears in	Number of repeat terms	Notes the officers that do not have an active	If no report at 12 months appears in red		
10178	JAMESON	09/10/1952	Active	22	0	0	0	0.00%	0		5		8	P,S,T,M,VP SC	24+						
10179	JAMESPORT	09/17/1946	Active	14	0	0	0	0.00%	0		5		3	R P,M,SC	21						
10242	KEARNEY	06/15/1950	Active	21	0	0	0	0.00%	0		4		4	M,VP,SC	11						
10004	KEYTESVILLE	06/28/1940	Active	11	2	2	0	0.00%	0	9	2		2	M,VP,SC	15						
10180	KING CITY	10/14/1963	Active(1)	16	3	0	3	23.08%	0		1			N M,SC	24+						
10181	LAREDO	04/01/1960	Active	8	0	0	0	0.00%	0		5		3	P,M,VP,SC	21		\$25.00				
10010	LUDLOW	10/28/1952	Active	13	1	1	0	0.00%	0	17	2		3	R M,VP,SC	8						
10013	MARCELINE	05/16/1946	Active(1)	7	0	1	-1	-12.50%	0	1	2		5	N	15		\$400.00				
10183	MARYVILLE HOST	04/06/1939	Active	79	8	8	0	0.00%	0	19	0			N M,SC	2						
Exc Award (06/30/2023)																					
45494	MARYVILLE PRIDE	11/21/1985	Active	37	4	0	4	12.12%	0		5			N M,VP,SC	4		\$230.00				
Exc Award (06/30/2016, 06/30/2018, 06/30/2020)																					
10014	MEADVILLE	01/30/1967	Active	36	0	0	0	0.00%	0		6			P,M,VP,SC	23						
10016	MENDON	01/04/1961	Active	12	2	0	2	20.00%	0		1			N P,T,M,SC	24+						
10024	NORBORNE	05/19/1955	Active	39	5	1	4	11.43%	0	39	0			P,M,VP,SC	22		\$500.00				
67318	PATTONSBURG	02/17/2003	Active	8	0	0	0	0.00%	0		5			P,S,T,M,VP SC	24+						
10191	PICKERING	11/29/1962	Active	12	1	0	1	9.09%	0		8		3	R	6		\$400.00				
10192	PLATTE CITY	01/22/1940	Active(1)	11	0	2	-2	-15.38%	0	5	5			T,M,VP,SC	16		\$1,250.00				
10030	SALISBURY	04/21/1965	Active	20	4	0	4	25.00%	0		2		2	N T,M,VP,SC	2						
10203	SAVANNAH	01/24/1949	Active	14	0	0	0	0.00%	0		8			N	9						
62159	SMITHVILLE	06/22/1999	Active	9	0	0	0	0.00%	0		6		3	M,VP,SC	24+						
10200	ST JOSEPH EAST SIDE	09/29/1965	Active	27	2	2	0	0.00%	0	17	1			N	0		\$1,000.00				
Exc Award (06/30/2017, 06/30/2019, 06/30/2020)																					
10199	ST JOSEPH HOST	04/27/1938	Active	35	0	0	0	0.00%	0		6			N M,SC	24+		\$2,000.00				
10202	ST JOSEPH SOUTH SIDE	09/02/1942	Active	25	1	0	1	4.17%	0		1			N SC	6		\$2,723.92				
10207	TARKIO	03/06/1968	Cancelled(6*)	0	0	0	0	0.00%	0		8	1	None	P,S,T,M,VP SC	N/R						



Club Health Assessment for District 26 M4 through February 2025

Club Number	Club Name	Charter Date	Status	Membership							Reports					Finance	LCIF
				Current Member Count	YTD Members Added	YTD Members Dropped	YTD Net Growth	YTD Net Growth%	Member Count 12 Months Ago	Avg. length of service for dropped members	Months Since Last MMR ***	Yrs. Since Last Officer Report	President Rotation	Vice President Reported ****	Months Since Last Activity Report ***	Account Balance	Donations for current Fiscal Year
			Number of times on status quo within last two years	If below 15 members appears				If net loss is greater than 20% appears			If no report in 3 months appears	When more than one year appears in	Number of repeat terms	Notes the officers that do not have an active	If no report at 12 months appears in red		
10208	TRENTON	06/28/1938	Active	19	0	0	0	0.00%	0		5		2	M,VP,SC	24+		
47381	UNIONVILLE	05/27/1987	Active	27	2	0	2	8.00%	0		1			R SC	6		
10210	WESTBORO	03/22/1948	Active(1)	13	0	0	0	0.00%	0		1			R P,M,VP,SC	23		
10211	WESTON	11/03/1965	Active	7	0	1	-1	-12.50%	0	36	1			VP,SC	16		\$100.00

Clubs Cancelled Previous Fiscal Year – Clubs Cancelled within last 12 months may be reinstated

Club Number	Club Name	Charter Date	Current Status*	Cancellation Date
51384	GALLATIN LAKE VIKING	03/06/1991	Cancelled(8*)	12/29/2023
10247	LIBERTY	04/18/1938	Cancelled(8*)	06/29/2024
10185	MOUND CITY	09/11/1950	Cancelled(8*)	06/29/2024

Current Total Clubs Count	YTD New Clubs Count	YTD Cancelled Clubs Count	YTD Net Club Gain	Current Total Members Count	YTD Add	YTD Drop	YTD Net Growth	YTD Net Growth %	Member Count 12 Months Ago	Average Member Count Per Club	% of Clubs with less than 20 members	% No MMR in 3 Months	% No Officer Report in 12 Months	% of Clubs with balance 90+ days	Number of Clubs in Status Quo	% Status Quo Clubs in Financial Suspension	Number of Cancelled Clubs	Average Cancelled Club Age	Members Lost Due to Cancellation	% of Clubs Cancelled for Non-Financial Reasons
48	0	1	-1	987	62	47	15	1.54%	0	21	54%	54%	2%	2%	0	0%	1	249	0	-200%

* - P - Priority Club. Cancellation Reasons: 1-Objectives/conduct, 2-Non-active club, 5-Non-existing club, 6-Disbanding, 7-Merger, 8-Financial Suspension, 9-District/Multiple District Dues.

** - Abbreviation: P-President, S-Secretary, T-Treasurer, M-Member Chairperson, VP-First Vice President, MC-Communications Chairperson, SC-Service Chairperson

*** - Abbreviation: N/R - Never reported using the Lions Clubs website, N/A - Not applicable, No password registered for the Lions Clubs website.

**** - Abbreviation: N - New, IP - Immediate Past, R - Repeat.



Club Health Assessment for District 26 M5 through February 2025

			Status	Membership							Reports					Finance		LCIF
Club Number	Club Name	Charter Date		Current Member Count	YTD Members Added	YTD Members Dropped	YTD Net Growth	YTD Net Growth%	Member Count 12 Months Ago	Avg. length of service for dropped members	Months Since Last MMR ***	Yrs. Since Last Officer Report	President Rotation	Vice President Reported ****	Months Since Last Activity Report ***	Account Balance	Donations for current Fiscal Year	
			Number of times on status quo within last two years	If below 15 members appears				If net loss is greater than 20% appears			If no report in 3 months appears in	When more than one year appears in	Number of repeat terms	Notes the officers that do not have an active	If no report at 12 months appears in red			
Clubs more than two years old																		
10095	ADRIAN	05/16/1950	Active	41	1	1	0	0.00%	0	51	5			N	M,SC	4		
10213	ALMA	04/29/1953	Active	27	1	1	0	0.00%	0	41	6			N	T,M,VP,SC	3		
46138	BELTON BEL RAY SUNRISE	05/05/1986	Active	14	0	0	0	0.00%	0		12		2	N	S,SC	3	\$100.00	
10100	BELTON HOST	10/30/1953	Active	17	0	0	0	0.00%	0		7			R	M,SC	4	\$850.00	
Exc Award (06/30/2017, 06/30/2019, 06/30/20)																		
10102	BUTLER	03/14/1938	Active	31	0	0	0	0.00%	0		6		3	R	P,M,VP,SC	5		
10218	CONCORDIA	03/28/1938	Active	82	8	0	8	10.81%	0		2			N	M,SC	2		
10219	CORDER	09/13/1954	Active	21	0	0	0	0.00%	0		7			N	P,M,SC	0		
10109	CREIGHTON	03/13/1959	Active	13	0	2	-2	-13.33%	0	33	5		4	R	P,T,M,SC	2		
10224	GRANDVIEW	08/01/1950	Active	10	0	0	0	0.00%	0		5		4	R	M,SC	1		
10119	HARRISONVILLE	03/25/1938	Active	18	1	1	0	0.00%	0	26	1		2		M,VP,SC	1	\$200.00	
Exc Award (06/30/2023)																		
10228	HIGGINSVILLE	09/01/1928	Active	30	1	2	-1	-3.23%	0	4	2				VP	2	\$2,000.00	
36700	HUME	03/07/1979	Active	3	0	0	0	0.00%	0		7		4	R	P,S,T,M,VP SC	0		
10230	INDEPENDENCE EASTVIEW	08/01/1960	Active	10	0	0	0	0.00%	0		6		3		M,VP,SC	2		
10229	INDEPENDENCE HOST	11/14/1939	Active	15	0	0	0	0.00%	0		5		2	R	M,SC	5		
40358	INDEPENDENCE NOLAND ROAD	09/15/1981	Active(1)	12	1	2	-1	-7.69%	0	24	2		5	R	M,VP,SC	0	\$100.00	
107874	KANSAS CITY BROOKSIDE WALDO	03/25/2010	Cancelled(8*)	0	0	7	-7	-100.00%	0	14	2		None		P,S,T,M,VP SC	3	90+ Days	
10240	KANSAS CITY RED BRIDGE	06/10/1960	Active	31	2	2	0	0.00%	0	16	1			IP		0	\$1,200.00	
Exc Award (06/30/2023, 06/30/2024)																		
77756	KANSAS CITY WORLD OUTREACH	10/30/2003	Active	40	1	6	-5	-11.11%	0	7	1		2	R	M,SC	2	\$1,720.00	
Exc Award (06/30/2016, 06/30/2017, 06/30/20)																		
10243	KNOB NOSTER	08/29/1950	Active	27	0	1	-1	-3.57%	0	1	0			N		5	\$325.00	
44824	LAKE WINNEBAGO	04/03/1985	Active	35	7	3	4	12.90%	0	2	1			N		0	\$2,250.00	




Club Health Assessment for District 26 M5 through February 2025

			Status		Membership						Reports					Finance		LCIF		
Club Number	Club Name	Charter Date			Current Member Count	YTD Members Added	YTD Members Dropped	YTD Net Growth	YTD Net Growth%	Member Count 12 Months Ago	Avg. length of service for dropped members	Months Since Last MMR ***	Yrs. Since Last Officer Report	President Rotation	Vice President Reported ****	Months Since Last Activity Report ***	Account Balance	Donations for current Fiscal Year		
			Number of times on status quo within last two years		If below 15 members appears				If net loss is greater than 20% appears			If no report in 3 months appears in	When more than one year appears in	Number of repeat terms	Notes the officers that do not have an active	If no report at 12 months appears in red				
10245	LEES SUMMIT	11/18/1953	Active		10	0	0	0	0.00%	0		6		2	R	T,M,SC	6	90+ Days		
10233	LEETON	04/25/1961	Active(1)		12	2	0	2	20.00%	0		6			N	M,SC	6			
10246	LEXINGTON	09/19/1930	Active		11	1	0	1	10.00%	0		3		9	R	M,SC	2			
10249	MARSHALL	01/21/1938	Active		18	1	0	1	5.88%	0		0				M,VP,SC	2		\$5,100.00	
10250	MAYVIEW	12/12/1955	Active		23	1	0	1	4.55%	0		0		2	R		3		\$760.00	
Exc Award (06/30/2023, 06/30/2024)																				
47086	MIAMI	03/27/1987	Active		19	0	1	-1	-5.00%	0	8	1			N	T,M,VP,SC	1			
42060	NELSON	12/13/1982	Active		15	0	0	0	0.00%	0		6		14	R	P,M,VP,SC	3			
10132	NEVADA	02/20/1924	Active		34	4	5	-1	-2.86%	0	19	1				VP,SC	2		\$200.00	
10253	ORRICK	10/17/1950	Active		37	2	0	2	5.71%	0		3			N		0		\$200.00	
Exc Award (06/30/2023)																				
10134	PECULIAR	01/16/1958	Active		23	1	7	-6	-20.69%	0	8	1		3	N	T,M,SC	2			
10135	PLEASANT HILL	12/04/1958	Active		7	0	1	-1	-12.50%	0	43	5		8		P,M,VP,SC	1			
10137	RAYMORE	03/06/1968	Active		14	0	0	0	0.00%	0		7			R	S	3			
10139	ROCKVILLE	10/01/1959	Active(3)		12	0	0	0	0.00%	0		7		9		P,T,M,VP,SC	2			
10256	SEDALIA	01/14/1938	Active		53	2	2	0	0.00%	0	1	3			N	SC	0		\$500.00	
10257	SEDALIA STATE FAIR	02/23/1973	Active		11	3	0	3	37.50%	0		4			N	SC	6		\$300.00	
10148	URICH	10/12/1950	Active		28	28	0	28	100.00%	0		5				P,M,VP,SC	0			
10260	WARRENSBURG	08/27/1937	Active		31	2	3	-1	-3.13%	0	6	1			N	P,VP,SC	2		\$500.00	
39866	WAVERLY	05/18/1981	Active		17	0	1	-1	-5.56%	0	9	7			IP	M,SC	7		\$50.00	
10261	WELLINGTON	09/21/1950	Active		9	0	0	0	0.00%	0		7		2		M,VP,SC	3			
Current Total Clubs Count	YTD New Clubs Count	YTD Cancelled Clubs Count	YTD Net Club Gain	Current Total Members Count	YTD Add	YTD Drop	YTD Net Growth	YTD Net Growth %	Member Count 12 Months Ago	Average Member Count Per Club	% of Clubs with less than 20 members	% No MMR in 3 Months	% No Officer Report in 12 Months	% of Clubs with balance 90+ days	Number of Clubs in Status Quo	% Status Quo Clubs in Financial Suspension	Number of Cancelled Clubs	Average Cancelled Club Age	Members Lost Due to Cancellation	% of Clubs Cancelled for Non-Financial Reasons
38	0	1	-1	861	70	48	22	2.62%	0	23	55%	63%	0%	3%	0	0%	1	15	7	0%



Club Health Assessment for District 26 M5 through February 2025

			Status	Membership							Reports					Finance	LCIF
Club Number	Club Name	Charter Date		Current Member Count	YTD Members Added	YTD Members Dropped	YTD Net Growth	YTD Net Growth%	Member Count 12 Months Ago	Avg. length of service for dropped members	Months Since Last MMR ***	Yrs. Since Last Officer Report	President Rotation	Vice President Reported ****	Months Since Last Activity Report ***	Account Balance	Donations for current Fiscal Year
			Number of times on status quo within last two years	If below 15 members appears				If net loss is greater than 20% appears			If no report in 3 months appears in	When more than one year appears in	Number of repeat terms	Notes the officers that do not have an active	If no report at 12 months appears in red		

* - P - Priority Club. Cancellation Reasons: 1-Objectives/conduct, 2-Non-active club, 5-Non-existing club, 6-Disbanding, 7-Merger, 8-Financial Suspension, 9-District/Multiple District Dues.
** - Abbreviation: P-President, S-Secretary, T-Treasurer, M-Member Chairperson, VP-First Vice President, MC-Communications Chairperson, SC-Service Chairperson
*** - Abbreviation: N/R - Never reported using the Lions Clubs website, N/A - Not applicable, No password registered for the Lions Clubs website.
**** - Abbreviation: N - New, IP - Immediate Past, R - Repeat.




Club Health Assessment for District 26 M6 through February 2025

			Status	Membership							Reports					Finance		LCIF
Club Number	Club Name	Charter Date		Current Member Count	YTD Members Added	YTD Members Dropped	YTD Net Growth	YTD Net Growth%	Member Count 12 Months Ago	Avg. length of service for dropped members	Months Since Last MMR ***	Yrs. Since Last Officer Report	President Rotation	Vice President Reported ****	Months Since Last Activity Report ***	Account Balance	Donations for current Fiscal Year	
			Number of times on status quo within last two years	If below 15 members appears					If net loss is greater than 20% appears		If no report in 3 months appears in	When more than one year appears in	Number of repeat terms	Notes the officers that do not have an active	If no report at 12 months appears in red			
Clubs less than two years old																		
154794	Ozarks Future Hope	06/30/2023	Active	9	2	0	2	28.57%	0		1		3	N	M,SC	0	\$50.00	
Clubs more than two years old																		
37631	ARCOLA	10/30/1979	Active	14	0	0	0	0.00%	0		0		5	R	P,T,M,SC	0		
10099	AURORA	01/14/1942	Active	18	3	0	3	20.00%	0		1			N	M,SC	3		
	Exc Award (06/30/2016)																	
10262	AVA	11/29/1937	Active	7	0	0	0	0.00%	0		12			N	VP,SC	0		
	Exc Award (06/30/2018)																	
10265	BLUE EYE	10/16/1972	Active(1)	10	10	9	1	11.11%	0	14	0		3		M,VP,SC	2		
10267	BRANSON HOLLISTER	10/26/1954	Active	60	10	8	2	3.45%	0	6	0			N	M,SC	2	\$2,767.72	
82698	CARL JUNCTION	06/21/2004	Active	23	3	0	3	15.00%	0		1			N	M	0	\$50.00	
110497	CHRISTIAN COUNTY	03/03/2011	Active	17	0	2	-2	-10.53%	0	10	0			N	SC	0	\$930.00	
	Exc Award (06/30/2023)																	
10271	CONWAY	12/27/1951	Active	15	0	0	0	0.00%	0		11		2	R	P,T,VP,SC	0		
10110	DIAMOND	03/31/1964	Active	9	0	5	-5	-35.71%	0	4	0				M,VP,SC	6		
43728	EAST NEWTON	04/24/1984	Active	11	0	0	0	0.00%	0		32		8		M,VP,SC	24+		
10112	EL DORADO SPRINGS	02/26/1962	Active	45	3	2	1	2.27%	0	1	0		None		P,T,M,VP,SC	2	\$20.00	
10276	ELKLAND	04/27/1962	Active	10	0	2	-2	-16.67%	0	30	0		4	R	M,SC	0		
10278	FAIR GROVE	03/06/1956	Active	19	0	0	0	0.00%	0		6		4		M,VP,SC	12		
10280	FORSYTH	01/24/1951	Cancelled(8*)	0	0	5	-5	-100.00%	0	25	2		None		P,S,T,M,VP SC	24+	90+ Days	
10114	FREISTATT	03/27/1973	Active	25	0	0	0	0.00%	0		8			N	M,SC	24+		
10282	GAINESVILLE	08/15/1946	Active	34	3	4	-1	-2.86%	0	17	1			N	P,T,M,VP,SC	24+		
10283	GROVESPRING	11/10/1961	Active	11	0	3	-3	-21.43%	0	4	6		6	R	T,M,SC	0		
10284	HALF WAY	01/28/1963	Active	11	0	0	0	0.00%	0		9		2	R	P,T,M,VP,SC	N/R		
10285	HARTVILLE	10/28/1955	Active	29	0	1	-1	-3.33%	0	3	1			N	SC	21	\$100.00	
10286	HERMITAGE	08/30/1955	Active	26	4	3	1	4.00%	0	18	0		2		M,VP,SC	24+		



Club Health Assessment for District 26 M6 through February 2025

			Status	Membership							Reports					Finance		LCIF
Club Number	Club Name	Charter Date		Current Member Count	YTD Members Added	YTD Members Dropped	YTD Net Growth	YTD Net Growth%	Member Count 12 Months Ago	Avg. length of service for dropped members	Months Since Last MMR ***	Yrs. Since Last Officer Report	President Rotation	Vice President Reported ****	Months Since Last Activity Report ***	Account Balance	Donations for current Fiscal Year	
			Number of times on status quo within last two years	If below 15 members appears				If net loss is greater than 20% appears			If no report in 3 months appears in	When more than one year appears in	Number of repeat terms	Notes the officers that do not have an active	If no report at 12 months appears in red			
10124	LAMAR	04/05/1963	Active	11	0	0	0	0.00%	0		20			N	S,M,SC	2		
10290	LEBANON HOST	10/28/1930	Active	19	0	3	-3	-13.64%	0	9	2			N	SC	2	\$1,900.00	
	Exc Award (06/30/2023)																	
37672	LONG LANE	11/16/1979	Active	13	2	0	2	18.18%	0		6		2	R	P,T,M,VP,SC	1		
10292	LOUISBURG	10/25/1968	Active	38	6	0	6	18.75%	0		4			N	P,M,VP,SC	24+		
10127	MARIONVILLE	11/26/1941	Active	14	3	0	3	27.27%	0		4		3	R	S,M,SC	3		
10294	MARSHFIELD	09/30/1931	Active	46	0	2	-2	-4.17%	0	43	0			N	M,SC	0	\$1,210.00	
10128	MILLER	11/14/1950	Active	35	2	2	0	0.00%	0	15	1			R	T,M,VP,SC	4		
	Exc Award (06/30/2023)																	
10129	MONETT	04/23/1946	Active	42	4	5	-1	-2.33%	0	17	0			N	SC	5		
107382	MOUNTAIN GROVE	02/01/2010	Active	24	5	1	4	20.00%	0	14	1			N	M,SC	0		
10131	NEOSHO	05/20/1940	Active	25	1	5	-4	-13.79%	0	10	1			N	M,SC	0	\$1,000.00	
10140	SARCOXIE	01/24/1946	Active	14	2	0	2	16.67%	0		0			IP	M,SC	0		
	Exc Award (06/30/2018)																	
10303	SEYMOUR	01/23/1940	Active	26	0	0	0	0.00%	0		9			N	M,SC	0		
10145	SHELL KNOB	11/13/1972	Active	36	4	0	4	12.50%	0		1				M,VP,SC	2		
10305	SPRINGFIELD HOST	09/07/1921	Active	27	3	1	2	8.00%	0	22	0			N		0	\$3,650.00	
10147	STOCKTON	08/17/1942	Active	34	9	7	2	6.25%	0	14	0			N	M,SC	0	\$2,000.00	
10289	TABLE ROCK LAKE	03/16/1964	Active	8	0	0	0	0.00%	0		7		4	R	M,SC	0		

Clubs Cancelled Previous Fiscal Year – Clubs Cancelled within last 12 months may be reinstated

Club Number	Club Name	Charter Date	Current Status*	Cancellation Date
10268	BUFFALO	08/16/1951	Cancelled(6*)	04/29/2024
10295	MORRISVILLE	05/17/1972	Cancelled(6*)	11/29/2023



Club Health Assessment for District 26 M6 through February 2025

Club Number Club Name Charter Date			Status	Membership										Reports					Finance		LCIF
				Current Member Count	YTD Members Added	YTD Members Dropped	YTD Net Growth	YTD Net Growth%	Member Count 12 Months Ago	Avg. length of service for dropped members	Months Since Last MMR ***	Yrs. Since Last Officer Report	President Rotation	Vice President Reported ****	Months Since Last Activity Report ***	Account Balance	Donations for current Fiscal Year				
			Number of times on status quo within last two years	If below 15 members appears			If net loss is greater than 20% appears			If no report in 3 months appears in			When more than one year appears in	Number of repeat terms	Notes the officers that do not have an active		If no report at 12 months appears in red				
Current Total Clubs Count	YTD New Clubs Count	YTD Cancelled Clubs Count	YTD Net Club Gain	Current Total Members Count	YTD Add	YTD Drop	YTD Net Growth	YTD Net Growth %	Member Count 12 Months Ago	Average Member Count Per Club	% of Clubs with less than 20 members	% No MMR in 3 Months	% No Officer Report in 12 Months	% of Clubs with balance 90+ days	Number of Clubs in Status Quo	% Status Quo Clubs in Financial Suspension	Number of Cancelled Clubs	Average Cancelled Club Age	Members Lost Due to Cancellation	% of Clubs Cancelled for Non-Financial Reasons	
36	0	1	-1	815	79	70	9	1.12%	0	23	53%	36%	0%	0%	0	0%	1	198	5	0%	

* - P - Priority Club. Cancellation Reasons: 1-Objectives/conduct, 2-Non-active club, 5-Non-existing club, 6-Disbanding, 7-Merger, 8-Financial Suspension, 9-District/Multiple District Dues.

** - Abbreviation: P-President, S-Secretary, T-Treasurer, M-Member Chairperson, VP-First Vice President, MC-Communications Chairperson, SC-Service Chairperson

*** - Abbreviation: N/R - Never reported using the Lions Clubs website, N/A - Not applicable, No password registered for the Lions Clubs website.

**** - Abbreviation: N - New, IP - Immediate Past, R - Repeat.



Club Health Assessment for District 26 M7 through February 2025

			Status	Membership							Reports					Finance		LCIF
Club Number	Club Name	Charter Date		Current Member Count	YTD Members Added	YTD Members Dropped	YTD Net Growth	YTD Net Growth%	Member Count 12 Months Ago	Avg. length of service for dropped members	Months Since Last MMR ***	Yrs. Since Last Officer Report	President Rotation	Vice President Reported ****	Months Since Last Activity Report ***	Account Balance	Donations for current Fiscal Year	
			Number of times on status quo within last two years	If below 15 members appears				If net loss is greater than 20% appears			If no report in 3 months appears in	When more than one year appears in	Number of repeat terms	Notes the officers that do not have an active	If no report at 12 months appears in red			
Clubs more than two years old																		
9916	AUXVASSE	08/07/1950	Active	23	1	3	-2	-8.00%	0	6	4		3	R	SC	6	\$200.00	
9922	BRAZITO HONEY CREEK	09/10/1970	Active	32	3	6	-3	-8.57%	0	21	1			N	VP,SC	24+		
Exc Award (06/30/2019)																		
9923	BRUMLEY	12/21/1972	Active	9	0	0	0	0.00%	0		24	1	None		P,S,T,M,VP SC	24+		
9924	CALIFORNIA	01/17/1938	Active	24	0	0	0	0.00%	0		12		None		P,S,T,M,VP SC	24+		
9925	CAMDENTON	05/23/1962	Active	4	0	0	0	0.00%	0		16		5		S,T,M,VP,SC	24+		
9928	CHAMOIS	11/14/1949	Active	33	2	0	2	6.45%	0		3		2	R		2		
9929	ELDON	11/17/1928	Active	34	0	0	0	0.00%	0		9				M,VP,SC	4	\$1,500.00	
51885	FLORENCE	07/02/1991	Active	6	0	0	0	0.00%	0		8		9		P,S,T,M,VP SC	24+		
9930	FREEBURG	09/17/1965	Active	47	3	2	1	2.17%	0	20	0		4	R	M,VP,SC	24+		
9936	HERMANN	08/18/1930	Active	55	3	3	0	0.00%	0	12	0			N	T,SC	24+		
Exc Award (06/30/2017, 06/30/2018, 06/30/20)																		
9937	HOLTS SUMMIT	09/29/1970	Active	19	1	2	-1	-5.00%	0	1	0			N	M	0		
9939	IBERIA	11/24/1969	Active(1)	10	0	0	0	0.00%	0		12		4	R	M,SC	N/R		
9940	JAMESTOWN	03/16/1956	Active	31	14	1	13	72.22%	0	51	0				P,T,M,VP,SC	24+		
36698	JEFFERSON CITY BREAKFAST	03/07/1979	Active	10	0	0	0	0.00%	0		7		5	R	M,VP,SC	24+		
Exc Award (06/30/2018)																		
57029	JEFFERSON CITY CAPITAL	06/15/1995	Active	9	0	0	0	0.00%	0		10		12	R	S,M,VP	2		
9942	JEFFERSON CITY EVENING	11/10/1970	Active	42	3	5	-2	-4.55%	0	17	0			N		0	\$1,000.00	
Exc Award (06/30/2017)																		
9941	JEFFERSON CITY HOST	05/29/1925	Active	124	3	4	-1	-0.80%	0	9	1			N	SC	1	\$670.00	
9944	LAKE OZARK	09/07/1950	Active(1)	11	3	6	-3	-21.43%	0	6	2		2		M,VP,SC	23		
9945	LINN	07/17/1942	Active	50	8	2	6	13.64%	0	47	1			N	P,T,M,SC	N/R		
28100	LOHMAN	03/06/1974	Active	14	0	0	0	0.00%	0		2			IP	P,M,SC	0		
Exc Award (06/30/2019)																		



Club Health Assessment for District 26 M7 through February 2025

			Membership								Reports						Finance		LCIF	
Club Number	Club Name	Charter Date		Current Member Count	YTD Members Added	YTD Members Dropped	YTD Net Growth	YTD Net Growth%	Member Count 12 Months Ago	Avg. length of service for dropped members	Months Since Last MMR ***	Yrs. Since Last Officer Report	President Rotation	Vice President Reported ****	Months Since Last Activity Report ***	Account Balance	Donations for current Fiscal Year			
			Number of times on status quo within last two years	If below 15 members appears	If net loss is greater than 20% appears						If no report in 3 months appears in	When more than one year appears in	Number of repeat terms	Notes the officers that do not have an active	If no report at 12 months appears in red					
32611	MILLERSBURG	07/23/1976	Active	24	4	2	2	9.09%	0	10	0		10	R	M,VP,SC	10	\$4,025.00	\$1,000.00		
9950	MOKANE	05/11/1950	Active	14	0	0	0	0.00%	0		12	1	None		P,S,T,M,VP SC	24+				
9953	NEW BLOOMFIELD	07/06/1950	Active	10	0	0	0	0.00%	0		8		7	R	M,VP,SC	11				
9956	OWENSVILLE	05/08/1947	Active	59	3	1	2	3.51%	0	8	3			N		2				
Exc Award (06/30/2017)																				
36802	ROCKY MOUNT	03/30/1979	Active	27	0	1	-1	-3.57%	0	8	2		4	N	SC	2				
Exc Award (06/30/2018)																				
9958	RUSSELLVILLE	10/27/1949	Active(1)	9	0	0	0	0.00%	0		15	1	None		P,S,T,M,VP SC	24+				
9960	STOVER	10/11/1939	Active	4	0	0	0	0.00%	0		23	1	None		P,S,T,M,VP SC	24+				
9966	VERSAILLES	10/08/1937	Active	35	7	4	3	9.38%	0	19	0		2	N	P,M,VP,SC	N/R				
9967	VIENNA	01/26/1951	Active	25	0	0	0	0.00%	0		22	1	None		P,S,T,M,VP SC	23	90+ Days			
9968	WARDSVILLE	09/10/1964	Active	197	0	0	0	0.00%	0		17			N	VP,SC	22				
10313	WARSAW	02/11/1941	Active	34	2	2	0	0.00%	0	6	2			IP	M,SC	11				
Exc Award (06/30/2019)																				
9971	WESTPHALIA	08/13/1958	Active	101	0	0	0	0.00%	0		7				P,S,T,M,VP SC	24+				
Current Total Clubs Count	YTD New Clubs Count	YTD Cancelled Clubs Count	YTD Net Club Gain	Current Total Members Count	YTD Add	YTD Drop	YTD Net Growth	YTD Net Growth %	Member Count 12 Months Ago	Average Member Count Per Club	% of Clubs with less than 20 members	% No MMR in 3 Months	% No Officer Report in 12 Months	% of Clubs with balance 90+ days	Number of Clubs in Status Quo	% Status Quo Clubs in Financial Suspension	Number of Cancelled Clubs	Average Cancelled Club Age	Members Lost Due to Cancellation	% of Clubs Cancelled for Non-Financial Reasons
32	0	0	0	1,126	60	44	16	1.44%	0	35	41%	56%	16%	3%	0	0%	0	0	0	0%

* - P - Priority Club. Cancellation Reasons: 1-Objectives/conduct, 2-Non-active club, 5-Non-existing club, 6-Disbanding, 7-Merger, 8-Financial Suspension, 9-District/Multiple District Dues.

** - Abbreviation: P-President, S-Secretary, T-Treasurer, M-Member Chairperson, VP-First Vice President, MC-Communications Chairperson, SC-Service Chairperson

*** - Abbreviation: N/R - Never reported using the Lions Clubs website, N/A - Not applicable, No password registered for the Lions Clubs website.

**** - Abbreviation: N - New, IP - Immediate Past, R - Repeat.